

Project Title: **Spring 2021 Evaluations**

Courses Audience: **8**
Responses Received: **6**
Response Ratio: **75.00%**

Subject Details

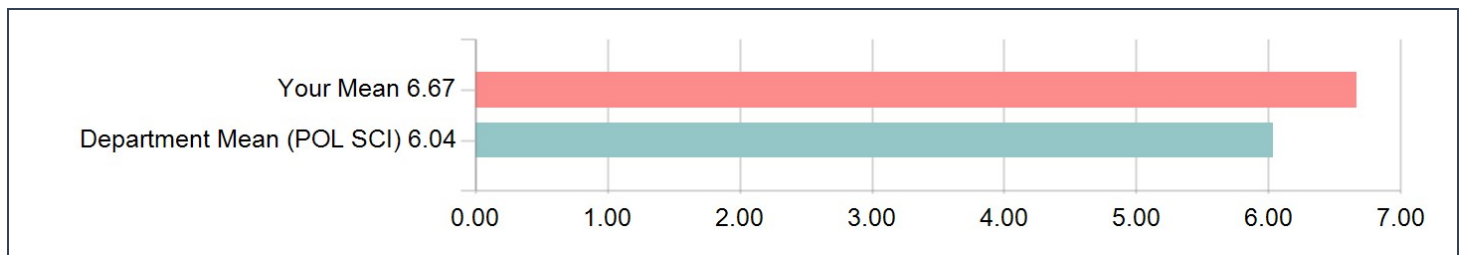
Name	POL SCI 214 SEM 001 SYMP IN HIST OF POL
DEPT_NAME	POL SCI
DEPT_FORM	POL SCI
EVALUATION_TYPE	F
First Name	Daniela
Last Name	Cammack

FOR YOUR INFORMATION: Please note that "Department Mean" for each rating question is calculated using all sections in your department. This may include both Faculty and GSIs depending on whether the department has selected a question item to be used for both.

UNIVERSITY WIDE QUESTIONS (QUANTITATIVE/RATING):

The items in this section are asked across all courses at Berkeley.

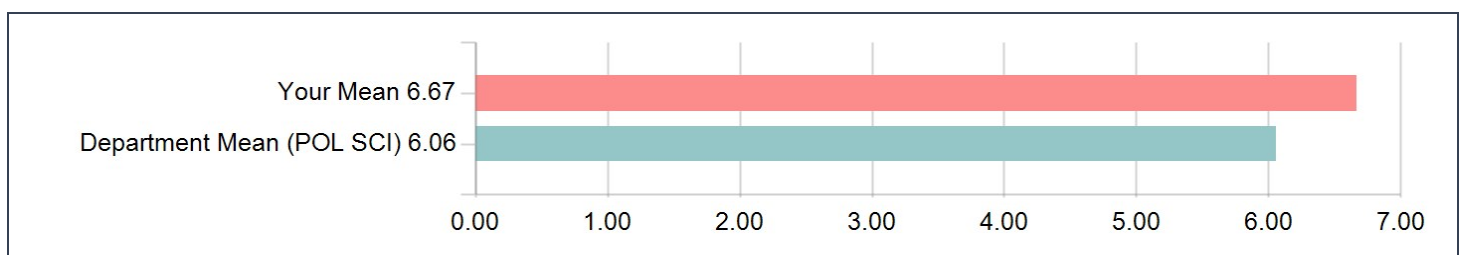
Considering both the limitations and possibilities of the subject matter and the course, how would you rate the overall effectiveness of this instructor?



Considering both the limitations and possibilities of the subject matter and the course, how would you rate the overall effectiveness of this instructor?

Options	Count	Percentage
1-Not at all Effective	0	0.00%
2	0	0.00%
3	0	0.00%
4-Moderately Effective	0	0.00%
5	0	0.00%
6	2	33.33%
7-Extremely Effective	4	66.67%
Statistics	Value	
Response Count	6	
Mean	6.67	
Median	7.00	
Standard Deviation	0.52	

Considering both the limitations and possibilities of the subject matter and the course, how would you rate the overall effectiveness of this course?



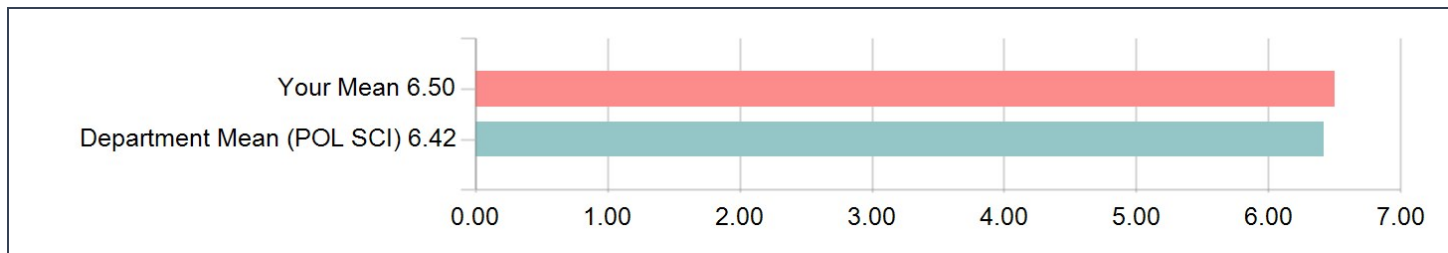
Considering both the limitations and possibilities of the subject matter and the course, how would you rate the overall effectiveness of this course?

Options	Count	Percentage
1-Not at all Effective	0	0.00%
2	0	0.00%
3	0	0.00%
4-Moderately Effective	0	0.00%
5	0	0.00%
6	2	33.33%
7-Extremely Effective	4	66.67%
Statistics	Value	
Response Count	6	
Mean	6.67	
Median	7.00	
Standard Deviation	0.52	

DEPARTMENT PROVIDED INSTRUCTOR QUESTIONS:

Items in this section were selected by POL SCI for inclusion on this evaluation.

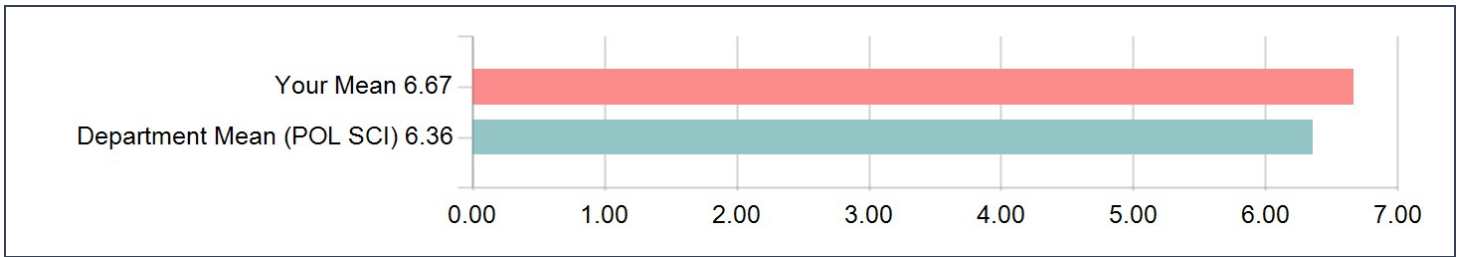
The instructor presented content in an organized manner.



The instructor presented content in an organized manner.

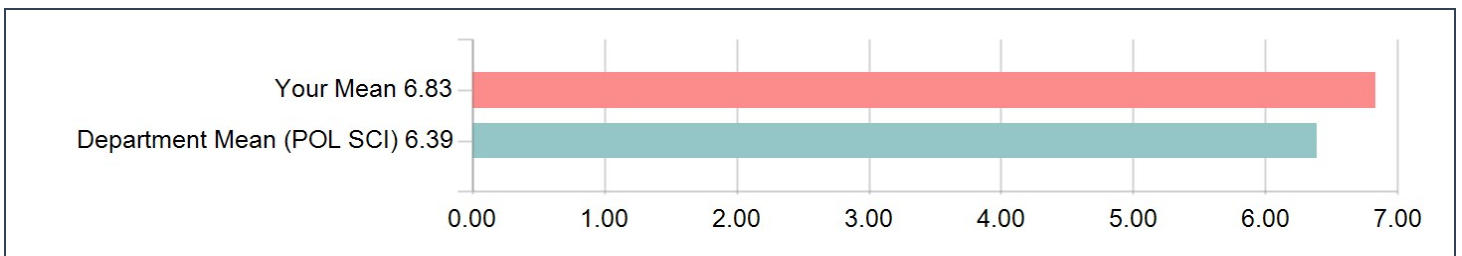
Options	Count	Percentage
1-Not at all	0	0.00%
2	0	0.00%
3	0	0.00%
4-Somewhat	0	0.00%
5	0	0.00%
6	3	50.00%
7-Very	3	50.00%
Statistics	Value	
Response Count	6	
Mean	6.50	
Median	6.50	
Standard Deviation	0.55	

The instructor explained concepts clearly.



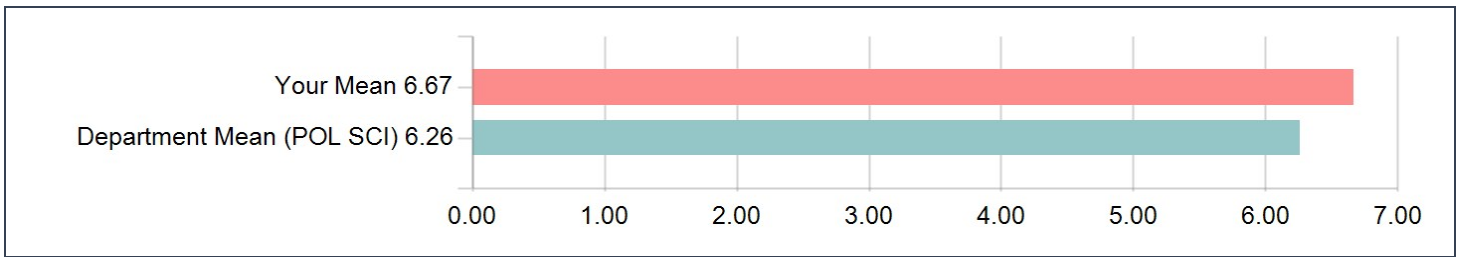
The instructor explained concepts clearly.		
Options	Count	Percentage
1-Not at all	0	0.00%
2	0	0.00%
3	0	0.00%
4-Somewhat	0	0.00%
5	0	0.00%
6	2	33.33%
7-Very	4	66.67%
Statistics	Value	
Response Count	6	
Mean	6.67	
Median	7.00	
Standard Deviation	0.52	

The instructor was helpful when I had difficulties or questions.



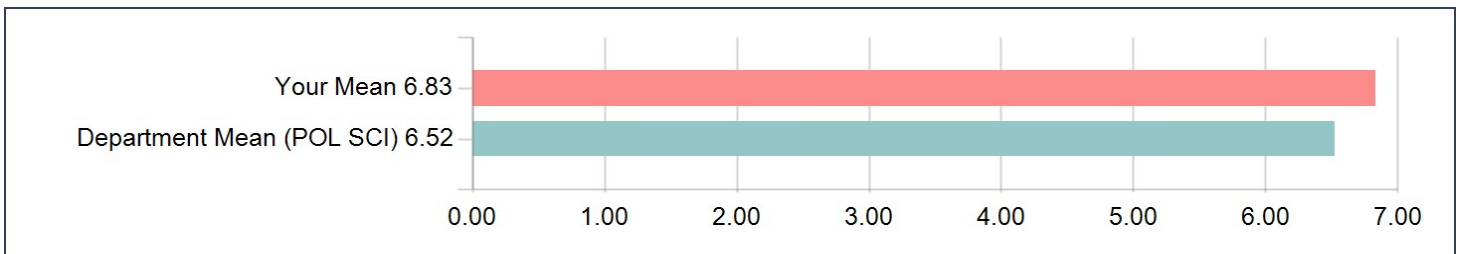
The instructor was helpful when I had difficulties or questions.		
Options	Count	Percentage
1-Not at all	0	0.00%
2	0	0.00%
3	0	0.00%
4-Somewhat	0	0.00%
5	0	0.00%
6	1	16.67%
7-Very	5	83.33%
Statistics	Value	
Response Count	6	
Mean	6.83	
Median	7.00	
Standard Deviation	0.41	

The instructor provided clear constructive feedback.



The instructor provided clear constructive feedback.		
Options	Count	Percentage
1-Not at all	0	0.00%
2	0	0.00%
3	0	0.00%
4-Somewhat	0	0.00%
5	1	16.67%
6	0	0.00%
7-Very	5	83.33%
Statistics	Value	
Response Count	6	
Mean	6.67	
Median	7.00	
Standard Deviation	0.82	

The instructor encouraged student questions and participation.

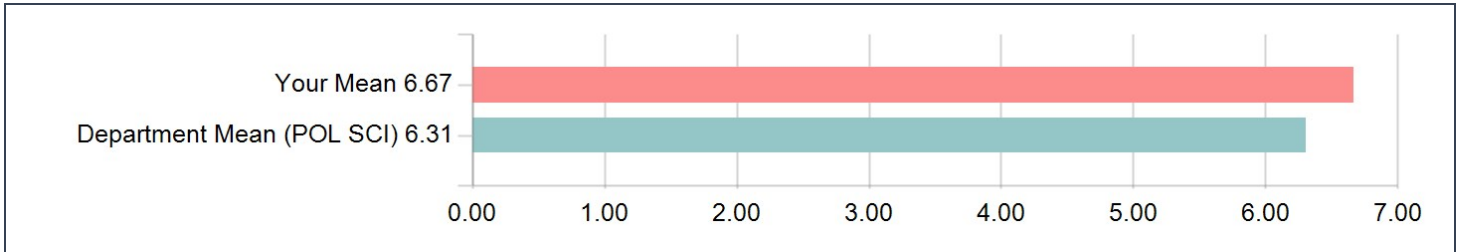


The instructor encouraged student questions and participation.		
Options	Count	Percentage
1-Not at all	0	0.00%
2	0	0.00%
3	0	0.00%
4-Somewhat	0	0.00%
5	0	0.00%
6	1	16.67%
7-Very	5	83.33%
Statistics	Value	
Response Count	6	
Mean	6.83	
Median	7.00	
Standard Deviation	0.41	

DEPARTMENT PROVIDED COURSE QUESTIONS:

Items in this section were selected by POL SCI for inclusion on this evaluation.

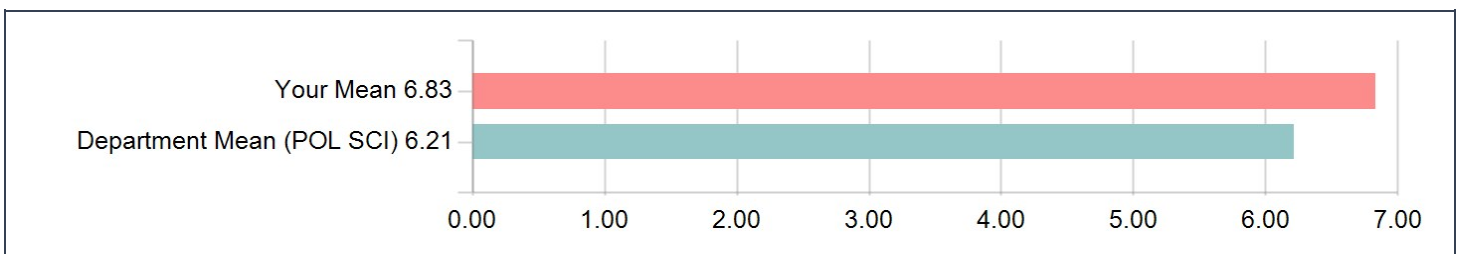
The course was effectively organized.



The course was effectively organized.

Options	Count	Percentage
1-Not at all	0	0.00%
2	0	0.00%
3	0	0.00%
4-Somewhat	0	0.00%
5	0	0.00%
6	2	33.33%
7-Very	4	66.67%
Statistics	Value	
Response Count	6	
Mean	6.67	
Median	7.00	
Standard Deviation	0.52	

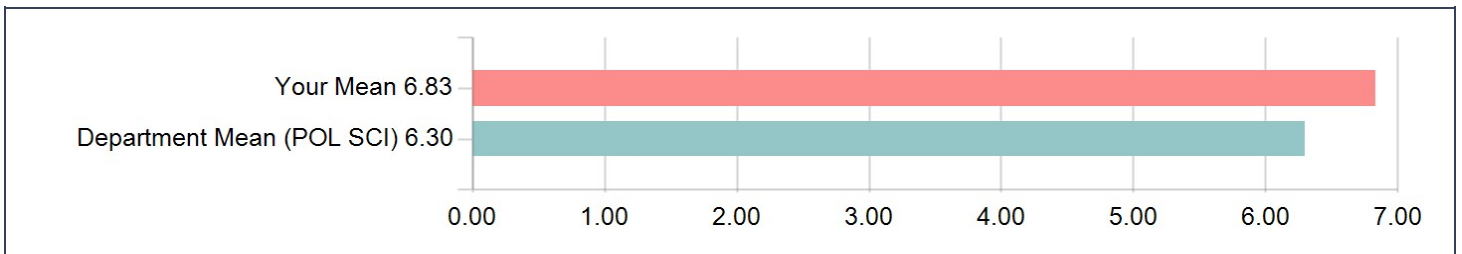
The course developed my abilities and skills for the subject.



The course developed my abilities and skills for the subject.

Options	Count	Percentage
1-Not at all	0	0.00%
2	0	0.00%
3	0	0.00%
4-Somewhat	0	0.00%
5	0	0.00%
6	1	16.67%
7-Very	5	83.33%
Statistics	Value	
Response Count	6	
Mean	6.83	
Median	7.00	
Standard Deviation	0.41	

The course developed my ability to think critically about the subject.



The course developed my ability to think critically about the subject.

Options	Count	Percentage
1-Not at all	0	0.00%
2	0	0.00%
3	0	0.00%
4-Somewhat	0	0.00%
5	0	0.00%
6	1	16.67%
7-Very	5	83.33%
Statistics	Value	
Response Count	6	
Mean	6.83	
Median	7.00	
Standard Deviation	0.41	

Please identify what you consider to be the strengths of the course (or section).

Comments
Since all the readings were organized around one theme, I understood the purpose of every week and every reading.
I've struggled somewhat to write this evaluation because it's difficult to put the magic of this class into words. Ultimately, of course, it all comes down Professor Cammack. The conceit of the class—opening with Constant's 1819 essay positing ancient and modern conceptions of liberty and then spending the semester interrogating it by engaging with texts from those periods—provided an extremely helpful framework for reading and discussion. Having students write short bcourses posts in advance of each session identified areas of confusion, overlapping interest, competing interpretations, and so on, without requiring extensive further effort. And using the technique of asking different students to focus on different elements of the readings was also very effective when used. Perhaps more significant than these methodological components, however, is Professor Cammack's presence and leadership. Her expertise is so unquestionable that it almost doesn't bear mentioning. She not only entertained students' competing (maybe half-baked) interpretations, but encouraged us to explore and managed to pull something interesting out of almost every comment. She also challenged us to grow in areas of weakness, asking a lot but offering a helping hand along the way. Finally, the enthusiasm she brought to the subject matter carried our class through Friday afternoon meetings in a difficult semester of Zoom fatigue. I will forever be grateful for this class and to Professor Cammack.
Very good. Discussion posts were helpful and instructor was very clear and helpful.
I think this course was really compelling. It brought us on a journey through different concepts of liberty through the ancient era to the modern one, drawing on a range of thinkers and documents. The structure of the readings were such that they made comparing and contrasting differences between thinkers and regimes relatively intuitive. Discussion was also interesting, and the instructor was quite supportive, even as students had interpretive difficulties or struggled to express complex ideas.
The readings were excellent and the discussions were even better. The professor did an excellent job of knowing when to guide the conversation and when to let students direct the flow of the conversations. The class may have been three hours, but it certainly did not feel like it.
The course provided a helpful overview of theories of liberty in the ancient and early modern periods, and Daniela was an engaging and enthusiastic instructor.

Please identify area(s) where you think the course could be improved.

Comments
None. The professor is exceptionally kind and enthusiastic, knowledgeable and receptive to the ideas of students. The course was a great experience.
The only thing I can really think of is that I wish I had started reading the Livy earlier. Although Professor Cammack suggested we largely skim it, I found it difficult to tackle the full assignment in a single week and would have liked to take a bit more time with it. Perhaps alerting students to the presence of this extended reading earlier in the semester would be useful.
Reading load was a bit heavy some weeks, instructor was flexible, though. Some general overview of the texts' arguments before going into a deep dive might have been valuable.
I think that it was a bit of a learning experience and the course was online, but in the future I think changes to planned readings could be better communicated. Or, when changes are made there could be more notice or documentation of the changes on bCourses. Alterations to planned readings were made more than once during the week we were preparing to discuss the material, and this contributed to students occasionally missing a reading or reading something that had been removed from required readings. Granted, the instructor would send out announcements and often tell us verbally. However, I noted students who missed the communication and relied on old documents, and thus prepared for class using the wrong readings.
Perhaps the discussions could have focused more narrowly on the concept of liberty – sometimes our discussions felt a bit too open-ended... also maybe more secondary literature could have been helpful?

What advice would you give to another student who is considering taking this course?

Comments
Just to take the course!
Just sign up! I wasn't certain about the subject matter because liberty didn't seem to be immediately in my area of interest, but I learned an incredible amount and I would be surprised if anyone could walk away from this class without being better off for it.
Get ready to read!
I would tell them to take the course, insofar as they have at least a passing interest in concepts of liberty or the study of history. Also, try to finish your readings before the day of class, so you have time to think through comments and questions you want to post online.

DEPARTMENT PROVIDED STUDENT INFORMATION QUESTIONS

Items in this section were selected by POL SCI for inclusion on this evaluation.

On average, how many hours per week have you spent on this course, including attending classes, doing readings, reviewing notes, writing papers, and any other course-related work?

On average, how many hours per week have you spent on this course, including attending classes, doing readings, reviewing notes, writing papers, and any other course-related work?		
Options	Count	Percentage
3 or fewer	0	0.00%
4-6	0	0.00%
7-9	0	0.00%
10-12	4	66.67%
13-15	1	16.67%
16-18	1	16.67%
More than 18	0	0.00%
Statistics	Value	
Response Count	6	
Mean	1.00	
Median	1.00	
Standard Deviation	0.00	

How many class (or section) sessions did you attend?

How many class (or section) sessions did you attend?		
Options	Count	Percentage
None	0	0.00%
Fewer than half	0	0.00%
About half	0	0.00%
More than half	1	16.67%
All	5	83.33%
Statistics	Value	
Response Count	6	
Mean	1.00	
Median	1.00	
Standard Deviation	0.00	

How satisfied were you with your effort in this course (or section)?

How satisfied were you with your effort in this course (or section)?		
Options	Count	Percentage
1-Not at all	0	0.00%
2	0	0.00%
3	0	0.00%
4-Somewhat	0	0.00%
5	1	16.67%
6	4	66.67%
7-Very	1	16.67%
Statistics	Value	
Response Count	6	
Mean	6.00	
Median	6.00	
Standard Deviation	0.63	